



US00D527810S

(12) **United States Design Patent**
Frazer et al.

(10) **Patent No.:** **US D527,810 S**

(45) **Date of Patent:** **** Sep. 5, 2006**

(54) **TOILET BOLT COVER**

3,881,391 A * 5/1975 Dereszynski 411/373
4,041,833 A * 8/1977 Wagner 411/372.6
6,053,683 A * 4/2000 Cabiran 411/374

(75) Inventors: **Ruth A. Frazer**, Camp Hill, PA (US);
Gary L. Frazer, Camp Hill, PA (US);
George M. Davison, III, Pittsburgh, PA
(US); **Pete Meier**, Pittsburgh, PA (US);
Nathan Field, Pittsburgh, PA (US)

* cited by examiner

Primary Examiner—Robert A. Delehanty
(74) *Attorney, Agent, or Firm*—Locke Liddell & Sapp LLP

(73) Assignee: **NCH Corporation**, Irving, TX (US)

(57) **CLAIM**

(**) Term: **14 Years**

The new and original design for a toilet bolt cover, as shown and described.

(21) Appl. No.: **29/226,228**

DESCRIPTION

(22) Filed: **Mar. 25, 2005**

(51) **LOC (8) Cl.** **23-02**

(52) **U.S. Cl.** **D23/309**

(58) **Field of Classification Search** D23/303,
D23/309; 4/465, 661; D8/387, 397, 499;
292/1, DIG. 11; 411/373–374, 252.1, 372.5
See application file for complete search history.

FIG. 1 is a top front perspective view;
FIG. 2 is a top front perspective view, rotated forwardly from the position shown in FIG. 1;
FIG. 3 is a top perspective view, rotated forwardly from the position shown in FIG. 2;
FIG. 4 is a top plan view;
FIG. 5 is a front elevation view;
FIG. 6 is a left side elevation view;
FIG. 7 is a right side elevation view; and,
FIG. 8 is a bottom plan view.

(56) **References Cited**

U.S. PATENT DOCUMENTS

3,241,427 A * 3/1966 Bosler 411/374

1 Claim, 1 Drawing Sheet

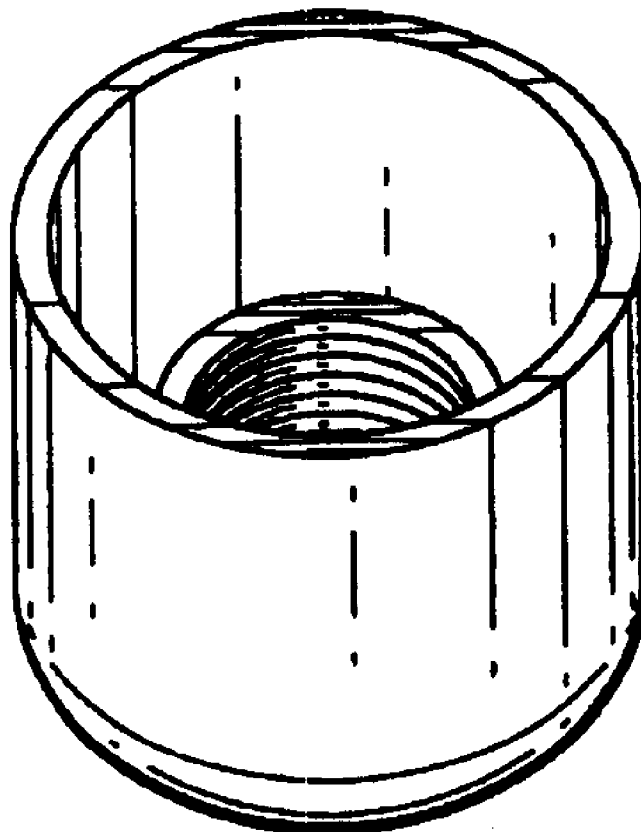


FIG. 1

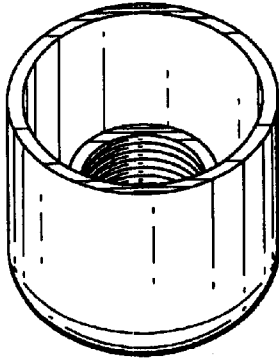


FIG. 2

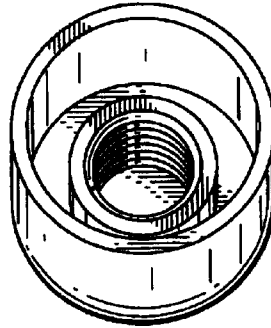


FIG. 3

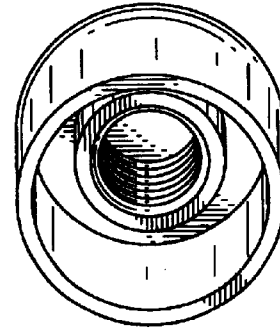


FIG. 4

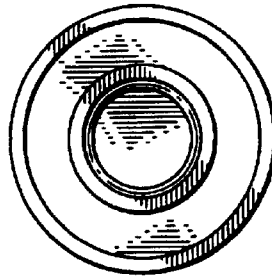


FIG. 6

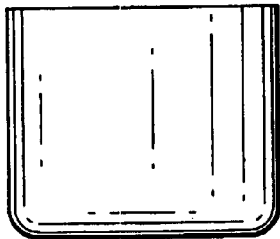


FIG. 5

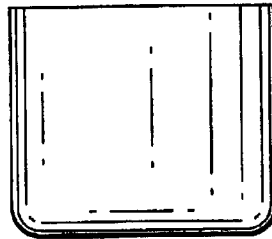


FIG. 7

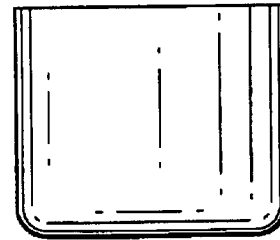


FIG. 8

